

05. Intranet Banners

Use date: Week of Intellect Launch

How to use: Select one of the banners below and use it on your organisation's intranet/ benefits portal/ handbook. You may also include a simple blurb and download instructions. Make a copy of the editable template or copy the text below. Edit the text in red and switch to black once done.

Images: [Intranet Banners \(editable to add logo and code\)](#)

Editable Template: [Google Doc](#)




**For your good days, bad ones,
and everything in between**

All-in-one emotional wellbeing support that *works*.


 intellect <COMPANY LOGO>

Download the Intellect app today and use code <CODE>

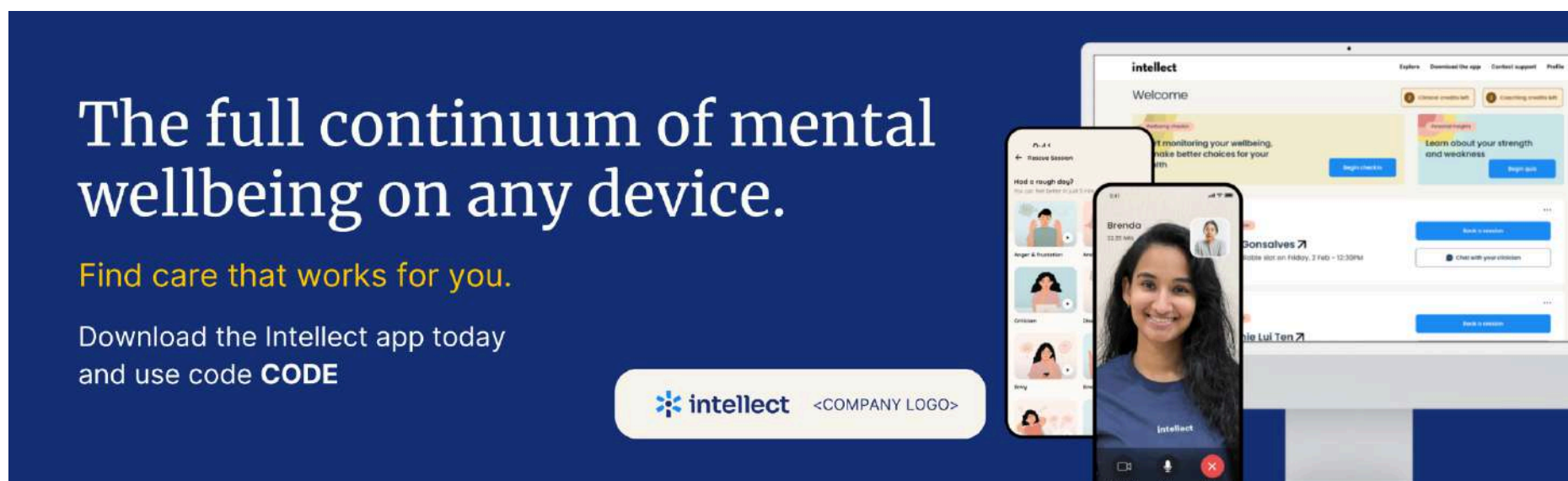


**Feeling stressed, worried, or simply
wanting to be more confident & resilient?**

Kickstart your wellness with Intellect today.

 intellect <COMPANY LOGO>


Download the Intellect app today and use code <CODE>



**The full continuum of mental
wellbeing on any device.**




Find care that works for you.

Download the Intellect app today
and use code **CODE**

 intellect <COMPANY LOGO>

宣传语与下载指南:

Intellect是[Company Name]甄选的专属健康福利平台。Intellect融合科技与人本关怀，助力每个人轻松开启高效心理健康之旅。通过此福利，你可解锁以下尊享权限:

-  自主学习资源，涵盖5分钟课程及精心策划的成长路线，助你技能提升、战胜挑战
-  按需一对一辅导与咨询，助你稳步达成目标并调适情绪
-  全年无休24/7危机求助热线，随时在你需要特别关怀时提供援助
- 一对一全方位辅导，与专业顾问一同提升体能、营养和财务状况

[SSO指导] 请立即在手机上下载Intellect应用，然后:

1. 选择“新用户注册”，再点击“企业用户”
2. 选择“通过SSO单点登录继续”
3. 使用你的工作邮箱注册

[访问码使用说明] 请在手机上下载Intellect应用，随后:

1. 选择“新用户注册”，再点击“企业用户”

2. 请输入专属访问码:**CODE**
3. 选择语言后用工作邮箱完成注册